



Just Ducky




This sassy set of fun-loving feathered friends add interest to any child's quilt! Use your favorite form of appliqué to add this cute duckie duo to your next project. Black

perle cotton and a simple French knot make quick work of the embroidered eye. If you'd like your duck to "ride the waves," alter the lower line of the body pattern to simulate the look of a duck sitting in water.

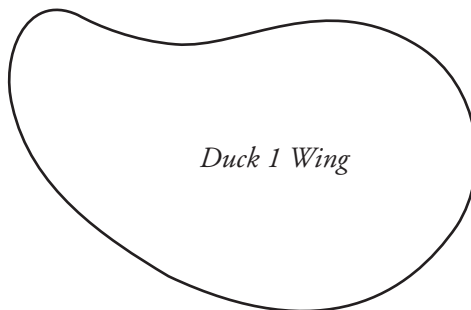
*Duck 1
Placement Guide*




Patterns shown are sized for a 6-inch block. Reduce or enlarge images as needed to suit your individual project. Add turn-under allowance as required for your desired method of applique.



Duck 1 Body



Duck 1 Wing

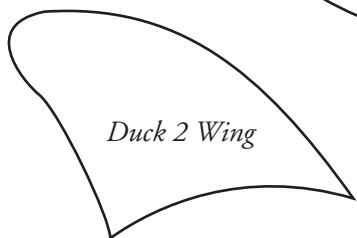



Just Ducky

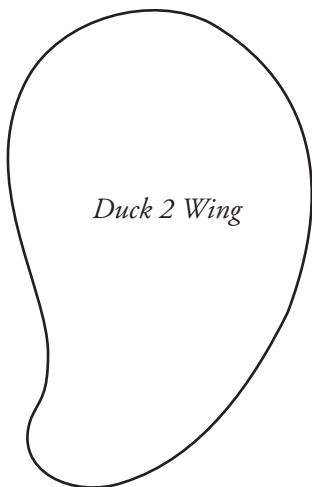
Duckie Two is quack-happy and crowing about it! Vary the placement and position of this happy fellow's wings to add interest and make each duck an individual.

*Duck 2
Placement Guide*


Patterns shown are sized for a 6-inch block. Reduce or enlarge images as needed to suit your individual project. Add turn-under allowance as required for your desired method of applique.



Duck 2 Wing



Duck 2 Wing



Duck 2 Body