


From *Quiltmaker magazine*

Seasons and Celebrations

<http://www.quiltmaker.com>

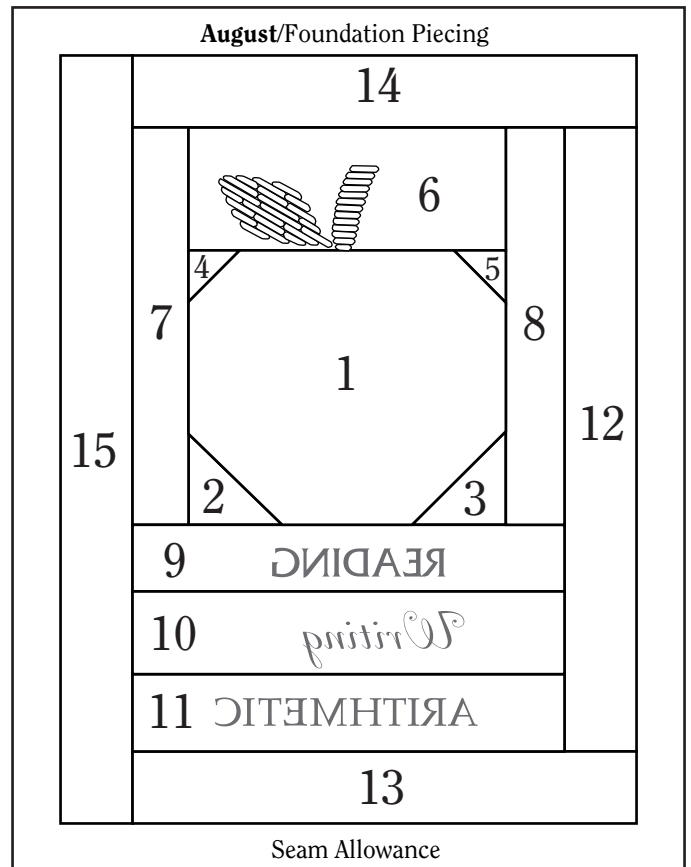
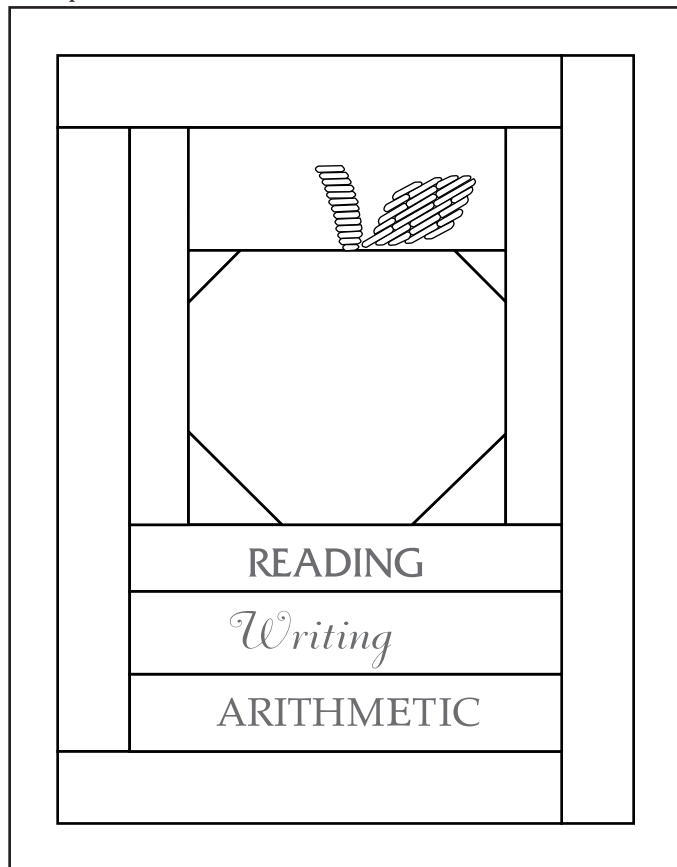
Mini Foundation-Pieced Blocks

August means an apple for the teacher with this block from our "Seasons and Celebrations" series of foundation-pieced minis. Watch the QUILTMAKER web site for the complete collection of "Seasons and Celebrations" blocks, and check the Fall 2000 issue of *Quiltmaker's All-Time Favorites* for directions on using your blocks in a calendar holder.



Piece each block or section in numerical order. Then, with a light source behind, trace any embroidery details on the front of the block. Remove paper and embroider as needed. If desired, use a permanent fabric pen or marker to duplicate the wording that appears in the color bars.

For more information on foundation piecing, including a brief "Basic Lesson," visit the QUILTMAKER web site at www.quiltmaker.com.



Patterns are the reverse of the finished block.

This right-reading block is provided for ease in duplicating the lettering.

Designs by
Theresa Eisinger,
QUILTMAKER artist