

# Hopes and Wishes

*A Mystery Quilt in Patchwork*

You're now on the home stretch. Assembling units into blocks will be significant clues, but you might need another important clue next time before you can figure out the design.

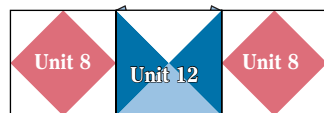
## Part 5—Queen Size

Since directions here are only for the queen size, brackets indicating queen-size information have been omitted.

### 1 Making the Section H's

Collect 16 unit 8's and 8 unit 12's.

Noting their orientations, join these units to make 8 section H's.



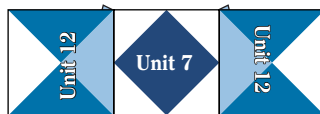
**Section H**  
Make 8

Label and set these aside.

### 2 Making the Section I's

Collect 4 unit 7's and 8 unit 12's.

Noting their orientations, join these units to make 4 section I's.



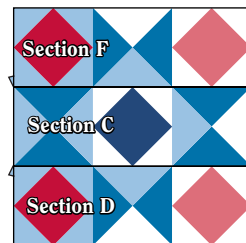
**Section I**  
Make 4

Label and set these aside.

### 3 Making the Block Y's

You will need 8 each of section C's, D's and F's.

Noting their orientations, join these units to make 8 block Y's.



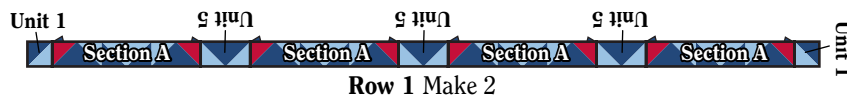
**Block Y**  
Make 8

Label and set these aside.

### 4 Making the Row 1's

You will need 4 unit 1's, 6 unit 5's, and 8 section A's.

Noting their orientations, join these units and sections to make 2 row 1's.



**Row 1** Make 2

### 5 Making the Row 3's

You will need 6 unit 5's, 9 unit 10's, and 6 each of section E's and G's.

Noting their orientations, join these units and sections to make 3 row 3's.



**Row 3** Make 3

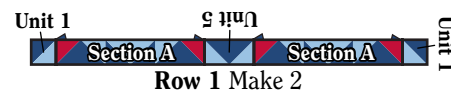
Constructing the Y blocks probably will give you the answers you need to solve the mystery. Constructing row 1's and 3's will certainly help.

## Part 5—Sofa size

### 1 Making the Row 1's

You will need 2 unit 5's and 4 each of unit 1's and section A's.

Noting their orientations, join these units and sections to make 2 row 1's.



**Row 1** Make 2

### 2 Making the Row 3's

You will need 2 unit 10's and 4 each of unit 5's and section E's.

Noting their orientations, join these units and sections to make 2 row 3's.

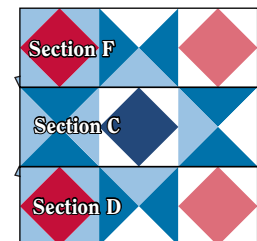


**Row 3** Make 2

### 3 Making the Block Y's

You will need 2 each of section C's, D's and F's.

Join these units to make 2 block Y's.



**Block Y**  
Make 2

Visit us again at [Quiltmaker.com](http://Quiltmaker.com) to make the row 2's and 4's—and assemble the quilt. The mystery will be solved!