



Foundation Favorites

<http://www.quiltmaker.com>

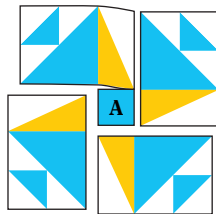


Foundation piece a few of your old favorites, compliments of QUILTMAKER magazine!

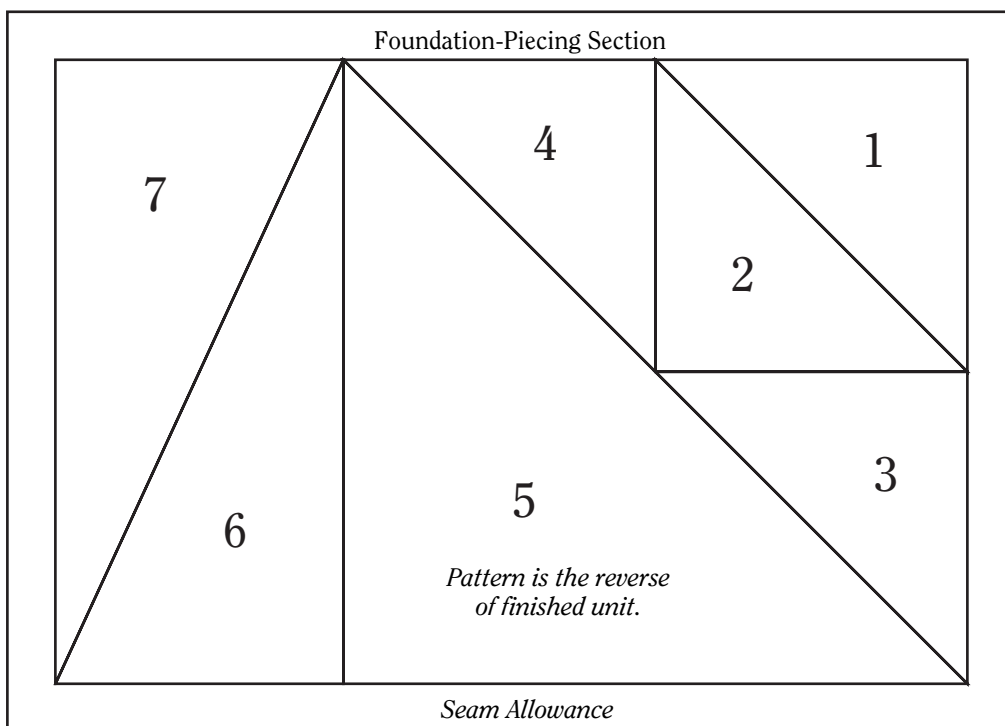


Whether you call it foundation or paper piecing, this method of making quilt blocks is re-gaining popularity among today's quilters. Using a numbered muslin or paper pattern as a foundation, you create crisp, precisely pieced blocks! If you can sew a straight line, you can foundation piece!

For more information on foundation piecing, including a brief "Basic Lesson," visit the QUILTMAKER site at www.quiltmaker.com.



Follow the Leader Piecing 8" Block



Use the pattern at left to create four corner sections of the "Follow the Leader" block. For the A patches, rotary cut fabric in 2" squares. Rotate corner sections and assemble according to block diagram.

Sizes given are for an 8" block. If desired, enlarge or reduce the foundation pattern, and A patch for alternate sizes.

