


Foundation Favorites

<http://www.quiltmaker.com>


Whether you call it foundation or paper piecing, this method of making quilt blocks is re-gaining popularity among today's quilters. Using a numbered muslin or paper pattern as a foundation, you create crisp, precisely pieced blocks. If you can sew a straight line, you can foundation piece!

For more information on foundation piecing, including a brief "Basic Lesson," visit the QUILTMAKER web site at www.quiltmaker.com.

Turn out perfect T Blocks with this Foundation Favorites pattern. It takes only 4 T sections to make one 8" block. See the Piecing diagram for the block setting we used to create the layout shown at right, or experiment with your own placement pattern. Sizes given are for an 8" block. If desired, enlarge or reduce the foundation pattern for alternate sizes.




**T Block
Piecing
8" Block**



36" x 36" Quilt
(includes 2" - wide borders)

Twist our "T Block" pattern into a star-studded border. Our sample, shown below, surrounds a central motif made from "X-quisite" blocks which are also available at the QUILTMAKER web site.



T Block and X-quisite Two-Block Quilt
49" x 49"
(includes 1 1/2" - wide borders)

