


From Quiltmaker magazine

Foundation Favorites

<http://www.quiltmaker.com>

Whether you call it foundation or paper piecing, this method of making quilt blocks is re-gaining popularity among today's quilters. Using a numbered muslin or paper pattern as a foundation, you create crisp, precisely pieced blocks! If you can sew a straight line, you can foundation piece!


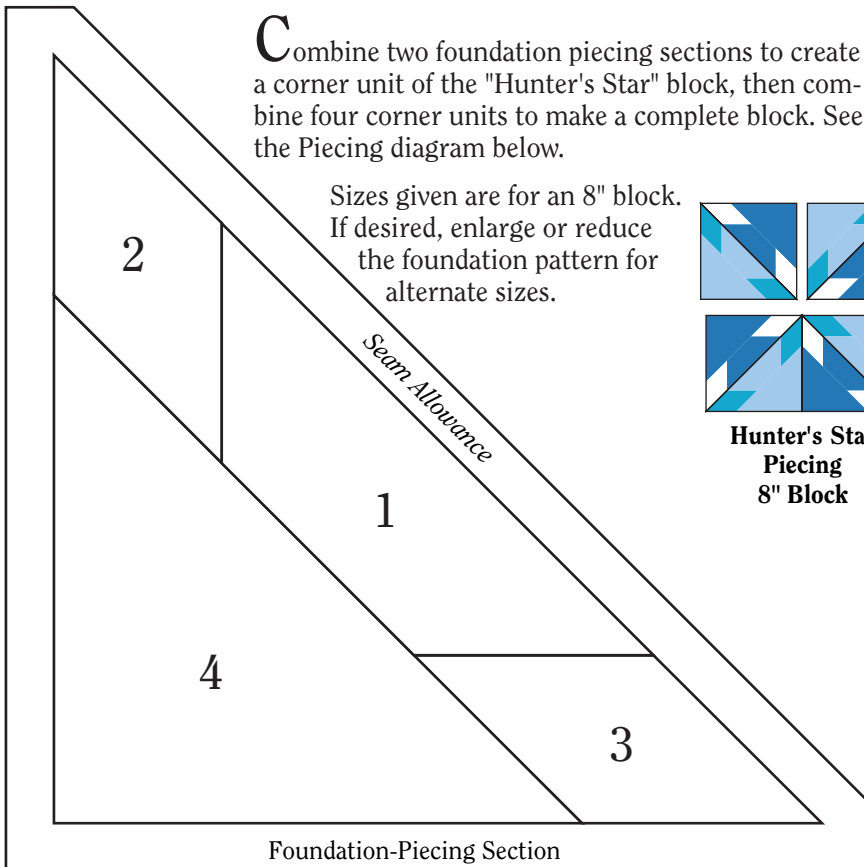
For more information on foundation piecing, including a brief "Basic Lesson," visit the QUILTMAKER site at www.quiltmaker.com.




30" x 30" Quilt
(includes 1" - and 2" - wide borders)

Combine two foundation piecing sections to create a corner unit of the "Hunter's Star" block, then combine four corner units to make a complete block. See the Piecing diagram below.

Sizes given are for an 8" block. If desired, enlarge or reduce the foundation pattern for alternate sizes.



Hunter's Star
Piecing
8" Block



Use the "Hunter's Star" foundation pattern alone to create the 30" x 30" quilt shown above or combine this pattern with alternating "Rosebud" blocks as we've done in the layout above. The pattern for the "Rosebud" blocks is available on the QUILTMAKER web site.

Copyright ©
2001 Primedia Inc.
All rights reserved.