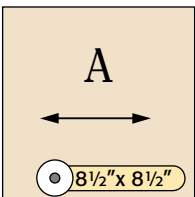

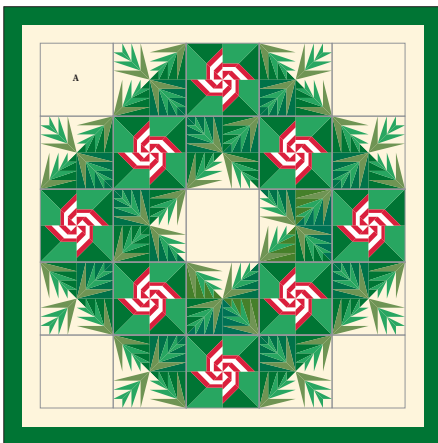


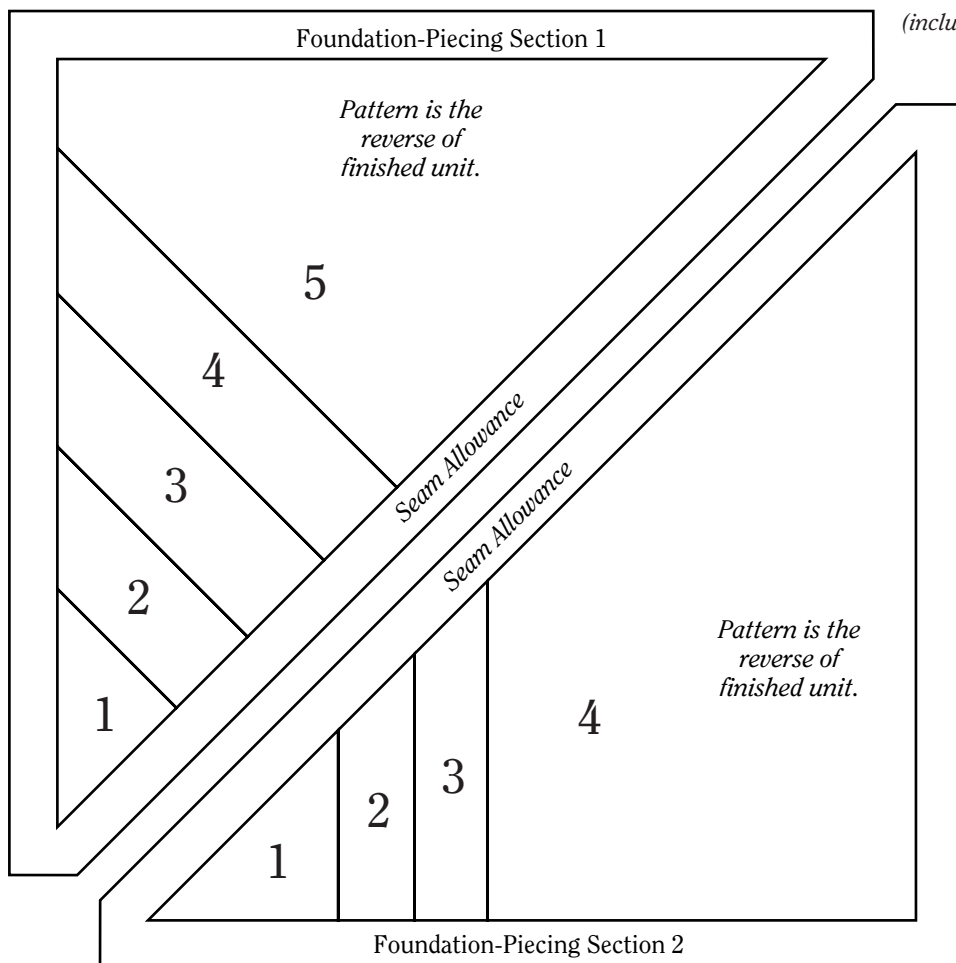
# Foundation Favorites

<http://www.quiltmaker.com>



Use the "Cardinal Points" foundation pattern below to create the 28" x 28" quilt at right or alternating blocks as shown in the layout above. "Hosannah" blocks, also used in the above layout, are available at the QUILTMAKER web site.

Width of Section is 4 1/2"

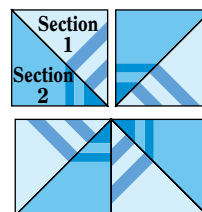


28" x 28" Quilt  
(includes 1/2" - wide sashing and 1" - wide borders)

Whether you call it foundation or paper piecing, this method of making quilt blocks is re-gaining popularity among today's quilters. Using a numbered muslin or paper pattern as a foundation, you create crisp, precisely pieced blocks! If you can sew a straight line, you can foundation piece!

For more information on foundation piecing, including a brief "Basic Lesson," visit the QUILTMAKER site at [www.quiltmaker.com](http://www.quiltmaker.com).

Use Sections 1 and 2 at left to create eight units of the "Cardinal Points" block, then assemble according to piecing diagram.



Cardinal Points  
Piecing  
8" Block

Sizes given are for an 8" block. If desired, enlarge or reduce the foundation pattern for alternate sizes.