



Foundation Favorites

<http://www.quiltmaker.com>



Foundation piece a few of your old favorites, compliments of QUILTMAKER magazine!

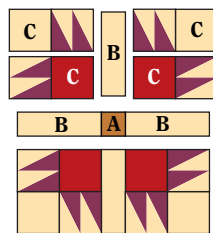


32" x 32" Quilt
(includes 1" - wide sashing and 2" - wide borders)

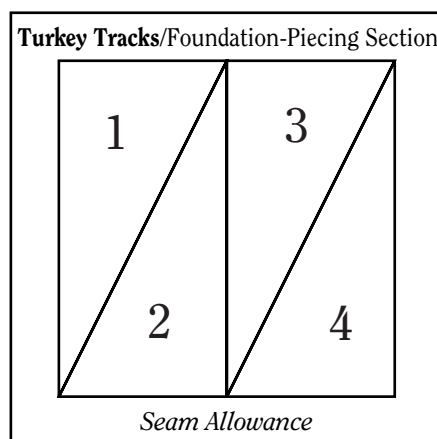
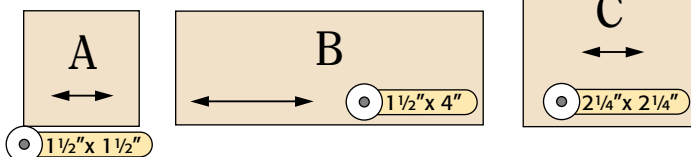
Whether you call it foundation or paper piecing, this method of making quilt blocks is re-gaining popularity among today's quilters. Using a numbered muslin or paper pattern as a foundation, you create crisp, precisely pieced blocks! If you can sew a straight line, you can foundation piece!

For more information on foundation piecing, including a brief "Basic Lesson," visit the QUILTMAKER site at www.quiltmaker.com.

Use the pattern at right to create eight sections of the "Turkey Tracks" block, then assemble with rotary cut pieces according to piecing diagram. Sizes given are for an 8" block. If desired, enlarge or reduce the foundation pattern and rotary cut segments for alternate sizes.



Turkey Tracks Piecing 8" Block



Pattern is the reverse of finished section.