



From Quiltmaker magazine

Foundation Favorites

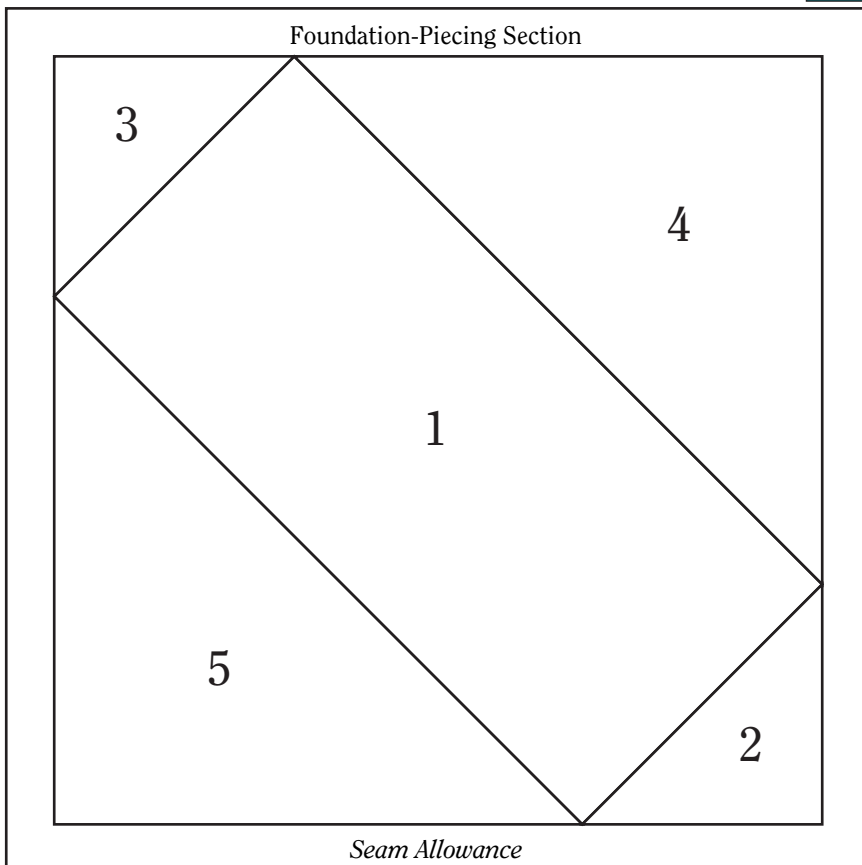
<http://www.quiltmaker.com>

Foundation piece a few of your old favorites, compliments of QUILTMAKER magazine!



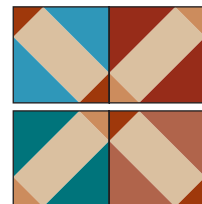
Join QUILTMAKER magazine online for an ongoing series of foundation-pieced blocks. Over the next few months, we'll be posting 24 free foundation patterns, along with several suggestions for assembling the blocks into quilts. Plus, we'll be posting tips and tidbits of information for making your foundation piecing easier than ever!

If you've got a tip on foundation piecing that you'd like to share, visit our web site at www.quiltmaker.com and let us know what it is!



Use the pattern at left to create the corner portions of the "Devil's Puzzle" block. Assemble block according to piecing diagram below.

Sizes given are for an 8" block. If desired, enlarge or reduce the foundation pattern for alternate sizes.



Devil's Puzzle
Piecing
8" Block